

12-2008

Population that Speaks English "not well" or "not at all" within Grand Rapids, MI in 2000

Community Research Institute-Johnson Center

Follow this and additional works at: <https://scholarworks.gvsu.edu/jcpmaps>



Part of the [Demography, Population, and Ecology Commons](#)

ScholarWorks Citation

Community Research Institute-Johnson Center, "Population that Speaks English "not well" or "not at all" within Grand Rapids, MI in 2000" (2008). *Community Maps*. 25.

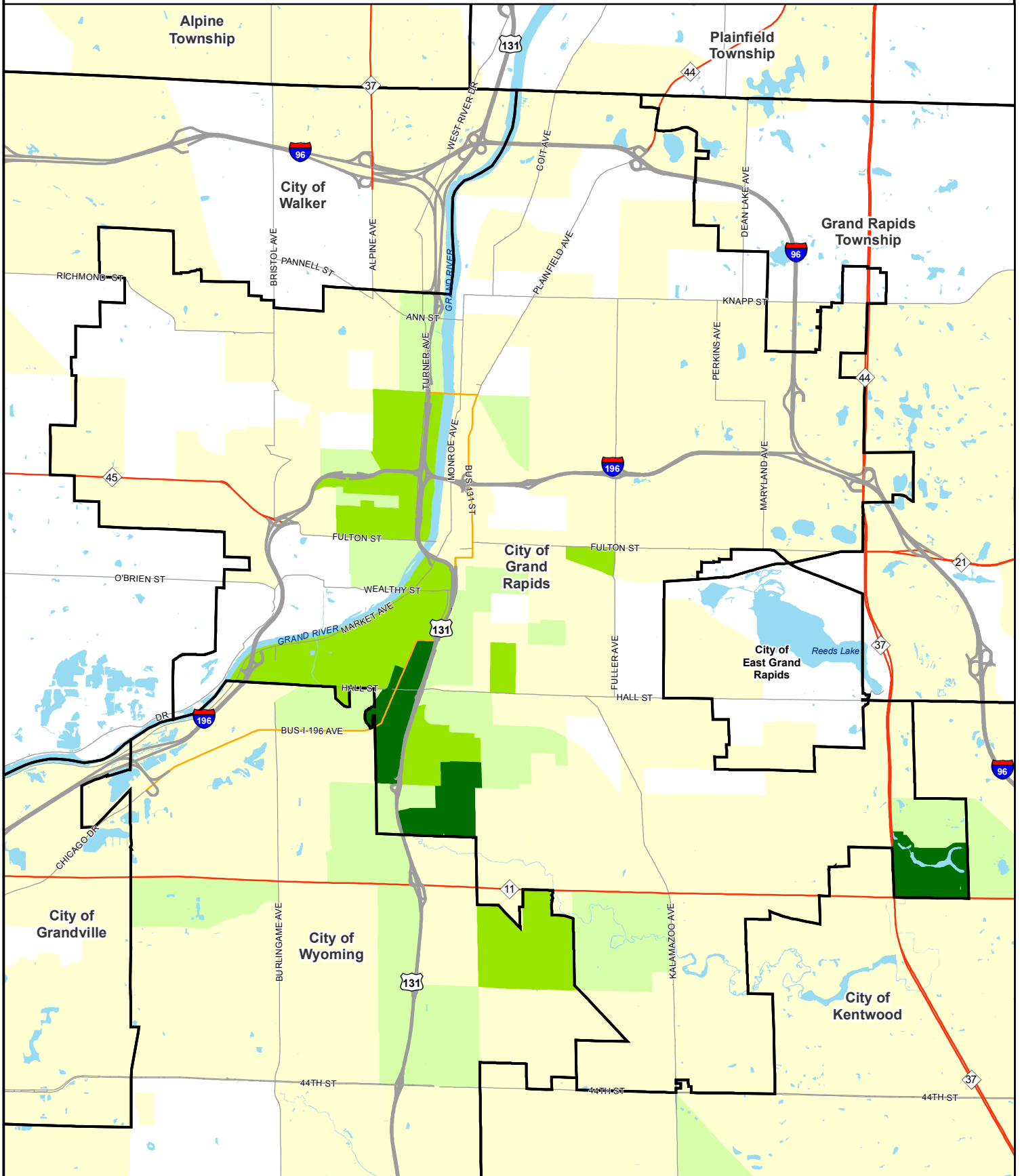
<https://scholarworks.gvsu.edu/jcpmaps/25>

This Article is brought to you for free and open access by the Dorothy A. Johnson Center for Philanthropy at ScholarWorks@GVSU. It has been accepted for inclusion in Community Maps by an authorized administrator of ScholarWorks@GVSU. For more information, please contact scholarworks@gvsu.edu.


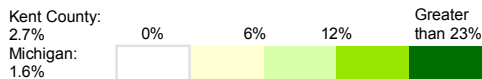
Population that Speaks English "not well" or "not at all" in 2000

Universe: Population 5 Years and Older

Geography: Census Block Groups, Grand Rapids, MI.



Percent Speak English "not well" or "not at all"



- Cities and Townships
- Lakes and Rivers
- Expressway
- Business Route
- State Highway
- Primary Street

Community Research Institute
 Dorothy A. Johnson Center for Philanthropy
 and Nonprofit Leadership
 Grand Valley State University
 Date: December, 2008
 Prepared by: Joseph Severson
 Projection: Michigan South- NAD 83 Int. feet
 Sources: 2000 U.S. Census Bureau Table: SF3 P19
 REGIS