

April 1979

Family Fun for June, July, and August

Parent Readiness Education Project

Follow this and additional works at: <https://scholarworks.gvsu.edu/mrj>

Recommended Citation

Education Project, Parent Readiness (1979) "Family Fun for June, July, and August," *Michigan Reading Journal*: Vol. 13 : Iss. 1 , Article 17.

Available at: <https://scholarworks.gvsu.edu/mrj/vol13/iss1/17>


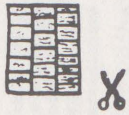





















From The Teachers & Writers Guide to Classic American Literature, edited by Christopher Edgar and Gary Lenhart, 2001, New York, NY: Teachers & Writers Collaborative. Copyright 2001 by Teachers & Writers Collaborative. Reprinted with permission.

This work is brought to you for free and open access by ScholarWorks@GVSU. It has been accepted for inclusion in Michigan Reading Journal by an authorized editor of ScholarWorks@GVSU. For more information, please contact scholarworks@gvsu.edu.

Family Fun for June, July and August

please post this on your refrigerator



SUNDAY	MONDAY	TUESDAY	WEDNESDAY	THURSDAY	FRIDAY	SATURDAY
<p>Get your garden planted.</p> 	<p>Cut out want-ads (Great for small muscle skills).</p> 	<p>Have a picnic in the back yard; talk about scents around you.</p> 	<p>Start a story with your child about him/her; add to it each week.</p> 	<p>Make popcorn today; talk about each step.</p> 	<p>Go to the library today.</p> 	<p>Do finger plays. Tell stories. Have child help plan a family outing.</p>
<p>FAMILY EXCURSION to a farm, playground or Kensington.</p> <p>Riddles are fun!</p>	<p>Make popsicles using juice or pudding.</p> 	<p>Set up a grocery store.</p> 	<p>Water play: detergent bubbles in a bowl. Blow through a straw.</p> 	<p>Make "Tinker Toys". Use mini marshmallows and toothpicks. Build and enjoy!</p> 	<p>Quiet time in the back yard. What do you see? hear? count?</p> 	<p>Take a trip to the Zoo.</p> <p>Zoo!</p>
<p>Have child choose a special family activity.</p>	<p>Paint the garage door and sidewalks with water and a big paint brush.</p> 	<p>Play "I Spy" today.</p> <p>something blue!</p> 	<p>Water play with bubbles, egg beater, tongs, measuring cups.</p> 	<p>Take a nature walk; look for tiny things and/or gigantic things.</p> 	<p>Write an experience story.</p> <p>I have a big wheel...</p> 	<p>Have a paper bag picnic in the back yard; talk about colors.</p> 
<p>FAMILY EXCURSION to Cedar Point Belle Isle Greenfield Village.</p> <p>Remember riddles!</p>	<p>Water play with sponges, floating objects, funnels, balloons.</p> 	<p>Finger paint; use non-menthol shaving cream on paper.</p> 	<p>Walk to child's school; talk about safety rules.</p> 	<p>Play with the grocery store.</p> 	<p>Have an eating adventure; try fresh pineapple, cauliflower, etc.</p> 	<p>Let your child sweep the sidewalk.</p> 

Credit: Parent Readiness Education Project, Redford Union School District,
18499 Beech Daly Road, Redford, Michigan 48240