

Back of book cover


Saydee May's  
Day

# DEAR PARENTS,

This children's book includes instructions that guide parents on how to read with their child(ren) to build important pre-reading skills.

- The book focuses on rhyming and blending, basic skills needed to become a good reader.
- “Dialogic” reading strategies are used to increase interactions between parent and child about the book.

## HOW TO USE THIS BOOK:

- Each page provides ways that parents can expand the story.
- Pages will include  to remind parents to silently wait in between making letter sounds.
- At the bottom of each page are suggested words to use for practice.

# WHAT IS RHYMING?

For children to begin recognizing rhymes they must first understand what 'same' and 'different' mean. Here are some ways to teach this skill:

- Sort different objects by size, shape, or color, and ask, “are these the ‘same’ or ‘not the same?’”

Parents can point out what is same and not the same/different.



- “Cat and Bat rhyme because their endings sound the same”

Rhyming helps children develop the skills they need to be successful in reading and spelling. The definition of a rhyme is when two words sound the same at the end.

- For example, ‘cat’ rhymes with ‘bat.’ The words cat and bat are different due to the beginning sounds “c” and “b”, but the endings have the same end sound “at”.
- The words do not have to end with the same spelling, only the same sound to rhyme.
- Also, we LISTEN for words to rhyme. It does not matter how they are spelled.

# WHAT IS BLENDING?

Blending is when sounds are put together to make a word. To blend the word “bone” parents say each individual sound, “b---o---ne”. Then, slowly blend those sounds together, “bbbooonne”. Then, say the word, “bone”.

- Blending is about listening to individual sounds and being able to put them together.
- Remember to silently wait in between making letter sounds as indicated by the visual cue: 
- For example, the word bone will be used within the book and will appear in this format on the page: 

# HOW DO YOU USE A PRE-READING STRATEGY?

- When reading a story, here are some things you can do to make the story more meaningful for your child.

## PEER:

- Prompt – ask the child to talk about the book: “do we like this book?” “what is this book about?”
- Evaluate – find ways to reinforce what your child is telling you.
- Expand – use your own words and add information to what the child says about the book.
- Repeat – retell what the child has told you.

## CROWD:

- Completion: say a sentence to your child and leave the last word off, waiting for your child to fill it in.

For example, “Saydee runs downstairs with the shoe in her jaw, mom reaches down and shakes her \_\_\_\_”. The parent should point to the picture.

- Recall: Ask your child questions about what happened in the book.

For example, after reading this book, you might ask, “do you remember what color shoe Saydee took from her mom?”

- Open-ended (picture use): Ask the children to describe what the pictures are showing.

- Questions: Ask ‘what, where, when, why, and how’ questions.

For example, “Who do you think is at the door?” “What do you think Saydee, and Lou are going to do?”

- Distancing (relate to your child’s life): Ask your child to talk about the pictures or story and relate to experiences outside the book.

For example, “what does our pet do during the day?” or “what kinds of dogs have you met before?”



Saydee May wakes up, it is a beautiful day, she wants to go play!



d

- Question: What do you think Saydee May is going to do today?
- Rhymes: may, day, play
- Blend: d---ay

c

Saydee May goes outside and guess

what she can see?

She can see a bee!



- Completion: Point to the picture and leave “bee” blank.
- Rhymes: see, bee
- Blend: c---a---n



She starts to run, but it's no fun. The bee chases her around a tree, "please don't sting me"!

r n



- Open-ended: Do you think the bee will sting her?
- Rhymes: tree, me, run, fun
- Blend: r---u---n

Saydee May comes inside and she is told to sit, she doesn't mind a bit.

s



She takes a seat and gets a treat!

- Open-ended: What is happening in the picture?
- Rhymes: seat, treat, sit, bit
- Blend: s---i---t





Saydee May enjoys her bone,  
while her mom is talking on  
the phone.

b s r b s r

- Question: What do you think is going to happen next?
- Rhymes: bone, phone
- Blend: b---o---ne

Saydee May sees something blue.  
She runs upstairs with mommy's shoe!



s e e s e e

- Question: What color is that shoe? Completion: Leave "blue" blank.
- Rhyme: blue, shoe
- Blend: s---ee---s

Saydee May is in mom's  
room; she hides the shoe  
behind the vacuum.



r    ro    room

- Question: Where does Saydee May hide the shoe?
- Rhymes: room, vacuum
- Blend: r---oo---m



Mom gets up and looks around, she wants to find her shoe. She sees that  
Saydee May's not there and knows just what to do!

th    the    that

- Question: Do you think Saydee May will bring back the shoe?
- Rhymes: shoe, do
- Blend: th---a---t



Mom runs upstairs to find Saydee May and knows she went to play.

m o m



She finds her with  
the shoe in her jaw  
and reaches down to  
shake her paw.

- Completion: Point to the picture, leave “paw” blank
- Rhymes: jaw, paw, may, play
- Blend: m---o---m



Saydee May lays down to sleep, she snores and then starts counting  
sheep.

sh e p

- Question: Do you think she will dream? What will she dream about?
- Rhyme, sleep, sheep
- Blend: sh---ee---p

Saydee May dreams about a cat with a hat.

c a t      b i g



The cat is big, and fat and lays on a mat.

b i g      t a p

- Distancing: What kinds of things do you dream about?
- Rhymes: cat, hat, fat, mat
- Blend: c---a---t, b---i---g

Saydee May wakes up from her  
nap and then she hears a tap,  
tap, tap

t a p      t a p



- Completion: Leave “nap” blank. Repetition: “tap, tap, tap”
- Rhymes: nap, tap
- Blend: t---a---p





She looks out the window, and hears, “guess who?”.


She opens the door, it’s her best friend Lou!

b e s t

- Question: Who do you think is at the door?
- Rhymes: who, Lou
- Blend: b---e---s---t

r p

They grab a rope to play tug-of-war. They have such fun they want to play more!



- Question: What else will Saydee May and Lou play?
- Rhyme: war, more
- Blend: r---o---pe



Saydee May says, “let’s go for a run, it will be so much fun!”

f n



They begin to  
race. They love to  
play chase!

- Distancing: What are your favorite games to play outside?
- Rhyme: run, fun, race, chase
- Blend: f---u---n

Lou goes home and Saydee May goes back inside. She goes so fast she  
begins to slide.

“Wheee” she says, this is fun! After  
a while she’s all done.

h r



- Question: What will Saydee May do next?
- Rhyme: inside, slide, fun, done
- Blend: h---o---me





The family sits down for  
dinner to eat with Saydee  
May sitting by their feet.

f e t

- Completion: Fill in the blank for “feet.”
- Rhymes: eat, feet
- Blend: f---ee---t

k s s

Saydee May helps tuck the  
kids into their beds. She  
gives them a kiss as they  
lay down their heads.



- Completion: Leave the word “heads” blank.
- Rhymes: beds, heads
- Blend: k---i---ss



“I love my family, I had a great day! I’m one lucky pet” barks Saydee

May.

p e t



- Question: Did you like the book? What did you think of the book?
- Rhymes: day, may
- Blend: p---e---t